

**ALKEM LABORATORIES LTD.**

**Regd. Office :** ALKEM HOUSE, Senapati Bapat Marg,  
Lower Parel (West), Mumbai - 400 013, Maharashtra, India.

- Phone: +91-22-3982 9999 • Fax: 022-2495 2955
- Email: [contact@alkem.com](mailto:contact@alkem.com) • Website: [www.alkemlabs.com](http://www.alkemlabs.com)
- CIN: L00305MH1973PLC174201

09<sup>th</sup> February, 2024

To,

<b>The Corporate Relationship Department BSE Limited</b> Phiroze Jeejeebhoy Towers, Dalal Street, Mumbai 400 001. <b>Scrip Code: 539523</b>	<b>National Stock Exchange of India Limited</b> Exchange Plaza, Bandra Kurla Complex, Bandra East, Mumbai 400 051. <b>Scrip Symbol: ALKEM</b>
---	--

Dear Sirs,

**Sub: Press Release and Analyst Presentation on Q3FY24 and 9MFY24 Results**

With reference to relevant provisions of the SEBI (Listing Obligations and Disclosure Requirements) Regulations, 2015, we enclose herewith the press release and analyst presentation on Q3FY24 and 9MFY24 earnings and business updates and the same will be uploaded on the website of the Company at [www.alkemlabs.com](http://www.alkemlabs.com).

Kindly take a note of the same.

Sincerely,  
For **Alkem Laboratories Limited**

**Manish Narang**  
**President - Legal, Company Secretary & Compliance Officer**

Encl.: a/a



## ALKEM LABORATORIES LTD.

**Regd. Office :** ALKEM HOUSE, Senapati Bapat Marg,  
Lower Parel (West), Mumbai - 400 013, Maharashtra, India.

- Phone: +91-22-3982 9999 • Fax: 022-2495 2955
- Email: [contact@alkem.com](mailto:contact@alkem.com) • Website: [www.alkemlabs.com](http://www.alkemlabs.com)
- CIN: L00305MH1973PLC174201

### Press Release

#### Alkem reports Q3FY24 and 9MFY24 results

**Mumbai, February 9, 2024:** Alkem Laboratories Ltd. (Alkem) today announced its standalone and consolidated financial results for the third quarter ended December 31, 2023. These results were taken on record by the Board of Directors at its meeting held in Mumbai today.

#### **Key highlights of Q3FY24 financial performance**

- Total Revenue from Operations was ₹ 33,239 million, year-on-year growth of 9.3%
  - India sales were ₹ 22,328 million, year-on-year growth of 12.1%
  - International sales were ₹ 10,240 million, year-on-year growth of 3.1%
- Earnings before Interest, Tax, Depreciation and Amortization (EBITDA) was ₹ 7,076 million, resulting in EBITDA margin of 21.3% vs. 19.7% in Q3FY23. EBITDA increased by 18.1% YoY
- R&D expenses for the quarter was ₹ 1,111 million, or 3.3% of total revenue from operations compared to ₹ 1,297 million in Q3FY23 at 4.3% of total revenue from operations
- Profit before tax (PBT) before exceptional item was ₹ 7,062 million, a growth of 31.0% compared to Q3FY23
- Net Profit (after Minority Interest) was ₹ 5,950 million, year-on-year growth of 30.8%

#### **Key highlights of 9MFY24 financial performance**

- Total Revenue from Operations was ₹ 97,318 million, year-on-year growth of 11.9%
  - India sales were ₹ 64,613 million, year-on-year growth of 7.9%
  - International sales were ₹ 30,928 million, year-on-year growth of 19.8%
- Earnings before Interest, Tax, Depreciation and Amortization (EBITDA) was ₹ 18,435 million, resulting in EBITDA margin of 18.9% vs. 14.4% in 9MFY23. EBITDA increased by 46.8% YoY
- R&D expenses for 9MFY24 was ₹ 3,472 million, or 3.6% of total revenue from operations compared to ₹ 3,922 million in 9MFY23 at 4.5% of total revenue from operations
- Profit before tax (PBT) before exceptional item was ₹ 17,648 million, a growth of 61.4% compared to 9MFY23
- Net Profit (after Minority Interest) was ₹ 15,022 million, year-on-year growth of 64.5%

Commenting on the results, Dr Vikas Gupta, CEO, Alkem said " *Continuing our trend of improved performance, Q3 builds on the momentum gained in H1 with significant gross margin enhancements backed by lower raw material cost and lower intensity of price erosion in US market resulting in improved EBITDA margins. Our domestic business has outperformed IPM growth by 20bps. Our international business has delivered steady growth, although US business de-grew on back of high base of last year led by flu season. In Non-US business across geographies, we achieved a very healthy growth. Our biosimilars business is performing impressively and witnessing significant traction in the domestic biosimilars market with Enzene's portfolio of 7 products. We are committed to carrying forward the momentum of better operational performance, building on our recent successes.*"



## ALKEM LABORATORIES LTD.

**Regd. Office :** ALKEM HOUSE, Senapati Bapat Marg,  
Lower Parel (West), Mumbai - 400 013, Maharashtra, India.

- Phone: +91-22-3982 9999 • Fax: 022-2495 2955
- Email: [contact@alkem.com](mailto:contact@alkem.com) • Website: [www.alkemlabs.com](http://www.alkemlabs.com)
- CIN: L00305MH1973PLC174201

### Operational Highlights

#### Domestic Business

In Q3FY24, the Company's India sales increased by 12.1% YoY, recording sales of ₹ 22,328 million as compared to ₹ 19,922 million in Q3FY23. For 9MFY24, the Company's India sales was ₹ 64,613 million compared to ₹ 59,898 million in 9MFY23 – growth of 7.9% YoY.

As per secondary sales data by IQVIA for the quarter ended December 31, 2023, the Company delivered a YoY growth of 8.5% compared to Indian Pharmaceutical Market (IPM) growth of 8.3% YoY. Our domestic business has outperformed IPM growth by 20bps mainly on account of strong performance in Gastro, Vitamins & minerals and Anti-diabetic. The company continues to rank among the top five companies in the Indian pharmaceutical market and maintains its leading position in the anti-infective segment. The company has 19 brands which features among top 300 brands and annual sales of over ₹ 1 bn.

The performance highlights of the key therapeutic segments in Q3FY24 and 9MFY24 are as shown below:

Key Therapy segment	Q3FY 24				9MFY24			
	Alkem Rank	YoY change in Rank*	YoY growth (Alkem)	YoY growth (IPM)	Alkem Rank	YoY change in Rank*	YoY growth (Alkem)	YoY growth (IPM)
Anti-infectives	1	Unchanged	6.9%	9.5%	1	Unchanged	4.8%	7.1%
Gastro Intestinal	3	Unchanged	14.1%	9.3%	3	Unchanged	11.2%	7.7%
Pain / Analgesics	3	Unchanged	3.1%	8.2%	3	Unchanged	6.4%	8.8%
VMN**	2	Unchanged	12.2%	8.4%	2	Unchanged	8.2%	7.5%
Neuro / CNS	7	Unchanged	4.5%	8.7%	7	Unchanged	8.5%	8.6%
Derma	19	Unchanged	4.3%	3.3%	19	Unchanged	9.4%	5.7%
Cardiac	27	+1	6.0%	8.8%	27	+1	7.7%	9.6%
Respiratory	15	+2	1.5%	5.1%	15	Unchanged	1.0%	5.0%
Anti-Diabetic	15	Unchanged	16.3%	5.5%	15	+1	22.9%	5.6%
<b>Total</b>	<b>5</b>	<b>Unchanged</b>	<b>8.5%</b>	<b>8.3%</b>	<b>5</b>	<b>Unchanged</b>	<b>7.8%</b>	<b>8.2%</b>

\*Positive change in rank reflects improvement over same period previous year

\*\*VMN – Vitamins / Minerals / Nutrients

Source: IQVIA Data

**ALKEM LABORATORIES LTD.**

**Regd. Office :** ALKEM HOUSE, Senapati Bapat Marg,  
Lower Parel (West), Mumbai - 400 013, Maharashtra, India.

- Phone: +91-22-3982 9999 • Fax: 022-2495 2955
- Email: [contact@alkem.com](mailto:contact@alkem.com) • Website: [www.alkemlabs.com](http://www.alkemlabs.com)
- CIN: L00305MH1973PLC174201

**International Business**

In Q3FY24, the Company's International sales grew by 3.1% YoY, recording sales of ₹ 10,240 million as compared to ₹ 9,928 million in Q3FY23. For 9MFY24, the Company's International sales grew by 19.8% to ₹ 30,928 million compared to ₹ 25,823 million in 9MFY23.

- **US sales** for the quarter was ₹ 6,838 million, witnessing a year-on-year decline of 10.2%. For 9MFY24, US sales was ₹ 21,468 million, compared to ₹ 19,217 million in 9MFY23, a growth of 11.7% YoY.
- **Other International Markets sales** for the quarter was ₹ 3,402 million, recording a year-on-year growth of 46.9%. For 9MFY24, Other International Markets sales was ₹ 9,460 million compared to ₹ 6,606 million in 9MFY23 - a growth of 43.2% YoY.

**R&D Investments**

During the quarter, the Company received 6 ANDA approvals (including 1 tentative approval) from USFDA. For 9MFY24, the Company filed 4 ANDA with the US FDA and received 17 approvals (including 3 tentative approvals).

As on December 31, 2023, the Company filed a total of 173 ANDAs and 2 new drug applications (NDA) with the USFDA. Of these, it has received approvals for 146 ANDAs (including 14 tentative approvals) and 2 NDAs.

**Update on US FDA Inspections**

Facility	Capability	Last inspection	Status post last inspection
Mandva (India)	API	December 2023	Inspection done with 3 Form 483 observations. The Company has already submitted a detailed response to the USFDA on the corrective and preventive actions being taken to address them.
Ankleshwar (India)	API	April 2023	Inspection is closed. EIR <sup>#</sup> received in July 2023
Taloja (India)	Bioequivalence Centre	October 2022	Successfully closed inspection without any observations
Indore	Formulations	July 2022	Inspection is closed. EIR <sup>#</sup> received in February 2023
Baddi (India)	Formulations	February 2020	Inspection is closed. EIR <sup>#</sup> received in March 2020
Daman (India)	Formulations	August 2019	Inspection is closed. EIR <sup>#</sup> received in October 2019
California (US)	API	August 2018	Inspection is closed. EIR <sup>#</sup> received in October 2018

# EIR – Establishment Inspection Report

**ALKEM LABORATORIES LTD.**

**Regd. Office :** ALKEM HOUSE, Senapati Bapat Marg,  
Lower Parel (West), Mumbai - 400 013, Maharashtra, India.

- Phone: +91-22-3982 9999 • Fax: 022-2495 2955
- Email: [contact@alkem.com](mailto:contact@alkem.com) • Website: [www.alkemlabs.com](http://www.alkemlabs.com)
- CIN: L00305MH1973PLC174201

**Q3FY24 and 9MFY24 Conference Call at 4:30 pm IST, February 9, 2024**

Alkem will organize a conference call for investors and analysts on Friday, February 9, 2024 from 4:30pm to 5:30pm IST to discuss its Q3FY24 financial results.

Alkem will be represented on the call by Dr. Vikas Gupta, Chief Executive Officer and the senior management team.

Motilal Oswal Securities Ltd. will host the call.

**Details of the conference call are as under:**

**Time:** 4:30 pm IST (GMT + 5:30) on Friday, February 9, 2024

**Dial in Details:**

India : +91 22 6280 1149 / +91 22 7115 8050

**International Toll Free**

USA : 1 866 746 2133  
UK : 0 808 101 1573  
Singapore : 800 101 2045  
Hong Kong : 800 964 448

**Express Join with Diamond Pass**

<https://services.choruscall.in/DiamondPassRegistration/register?confirmationNumber=7145733&linkSecurityString=2a7a2285a7>

You are requested to dial in 10 mins ahead of the scheduled start time. A transcript of this conference call will also be available on our website [www.alkemlabs.com](http://www.alkemlabs.com)

**About Alkem Laboratories Ltd.**

Established in 1973 and headquartered in Mumbai, Alkem (NSE: ALKEM, BSE: 539523, Bloomberg: ALKEM.IN, Reuters: ALKE.NS) is a leading Indian pharmaceutical company with global operations, engaged in the development, manufacture and sale of pharmaceutical and nutraceutical products. The Company produces branded generics, generic drugs, active pharmaceutical ingredients (APIs) and nutraceuticals, which it markets in India and International markets. With a portfolio of more than 800 brands in India, Alkem is ranked the fifth largest pharmaceutical company in India in terms of domestic sales (Source: IQVIA March 2023). The Company also has presence in more than 40 international markets, with the United States being its key focus market.

For more information on Alkem Laboratories Ltd., please visit [www.alkemlabs.com](http://www.alkemlabs.com)

**For further information or queries, please contact****Kunal Kothari**

GM Finance

Tel: +91 22 3982 9999

E-mail: [kunal.kothari@alkem.com](mailto:kunal.kothari@alkem.com)





# Alkem Laboratories Ltd.

Investor Presentation Q3FY24

February 9, 2024



# Safe Harbor Statement

This presentation contains forward-looking statements and information that involve risks, uncertainties and assumptions. Forward-looking statements are all statements that concern plans, objectives, goals, strategies, future events or performance and underlying assumptions and other statements that are other than statements of historical fact, including, but not limited to, those that are identified by the use of words such as “anticipates”, “believes”, “estimates”, “expects”, “intends”, “plans”, “predicts”, “projects” and similar expressions. Risks and uncertainties that could affect us include, without limitation:

- General economic and business conditions in India and other key global markets in which we operate;
- The ability to successfully implement our strategy, our research and development efforts, growth & expansion plans and technological changes;
- Changes in the value of the Rupee and other currency changes;
- Changes in the Indian and international interest rates;
- Allocations of funds by the Governments in our key global markets;
- Changes in laws and regulations that apply to our customers, suppliers, and the pharmaceutical industry;
- Increasing competition in and the conditions of our customers, suppliers and the pharmaceutical industry; and
- Changes in political conditions in India and in our key global markets.

Should one or more of such risks and uncertainties materialize, or should any underlying assumption prove incorrect, actual outcomes may vary materially from those indicated in the applicable forward-looking statements.

Any forward-looking statement or information contained in this presentation speaks only as of the date of the statement. We are not required to update any such statement or information to either reflect events or circumstances that occur after the date the statement or information is made or to account for unanticipated events, unless it is required by Law.

# Key Highlights of Q3FY24

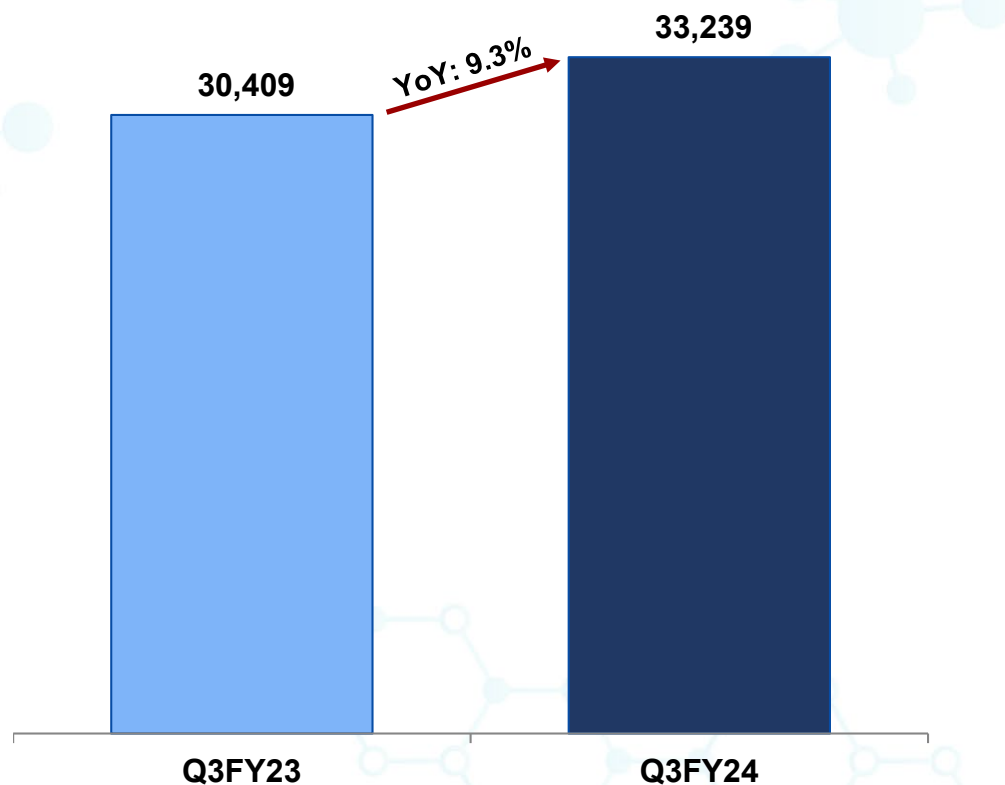
- **EBITDA** margin improved by 160 bps from 19.7% in Q3FY23 to 21.3% in Q3FY24.
- **EBITDA** grew by 18.1% YoY from ₹ 5,990 mn to ₹ 7,076 mn
- **Revenue from Operation** grew by 9.3% YoY during the quarter
- **India Business:** As per IQVIA, Company's sales in Q3FY24 registered growth of 8.5% compared to IPM growth of 8.3%
  - Our domestic business has outperformed IPM growth by 20bps mainly on account of strong performance in Gastro, Vitamins & minerals and Anti-diabetic.
- **US Business** witnessed de-growth of 10.2% YoY on higher base of last year supported by flu season.
- **Non US Business** witnessed strong growth of 46.9% YoY.
- **Enzene Bio-sciences**
  - As on 31<sup>st</sup> December 2023, we have launched 7 bio-similar products in domestic market. All our products are witnessing good market demand.
- **R&D expenses** for the quarter was ₹1.11 billion at 3.3% of revenue from operations
  - The company received 6 approvals (including 1 tentative approval) from USFDA during the quarter
- **Healthy balance sheet with net cash of ₹35 billion** as on December 31, 2023.



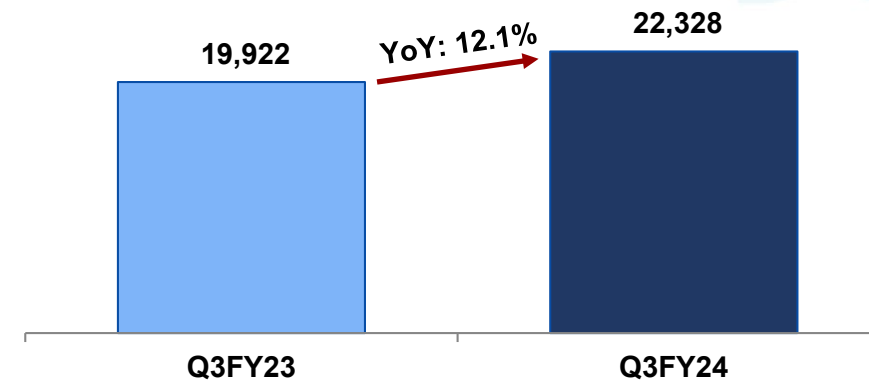
# Key Financial Highlights – Q3FY24 (Consolidated)

All figures in ₹ mn

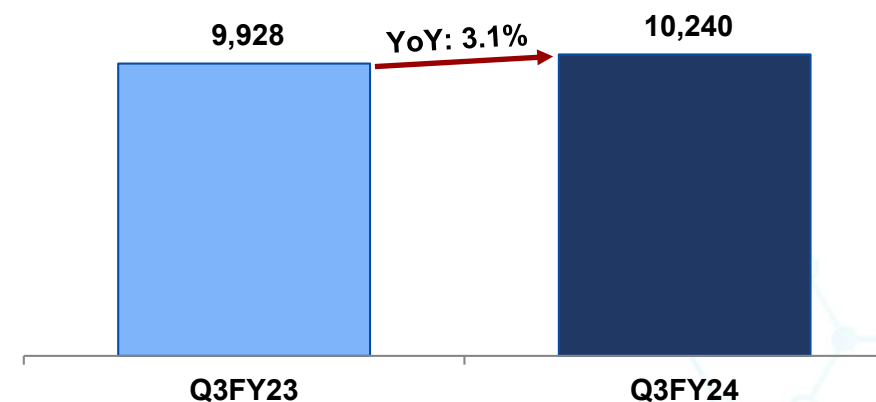
## Revenue from Operations



## India sales



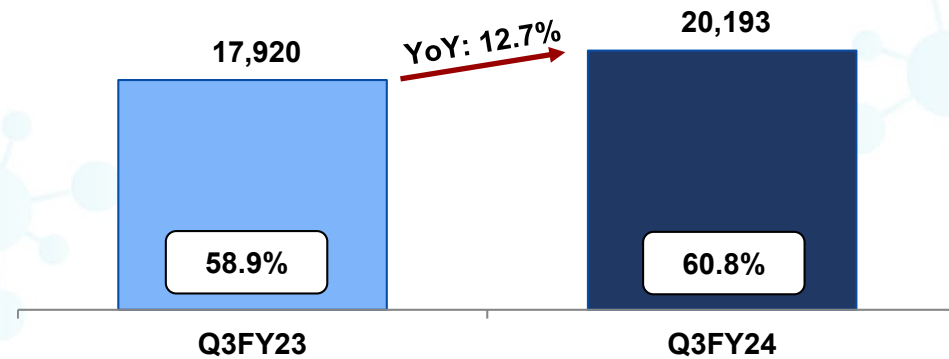
## International sales



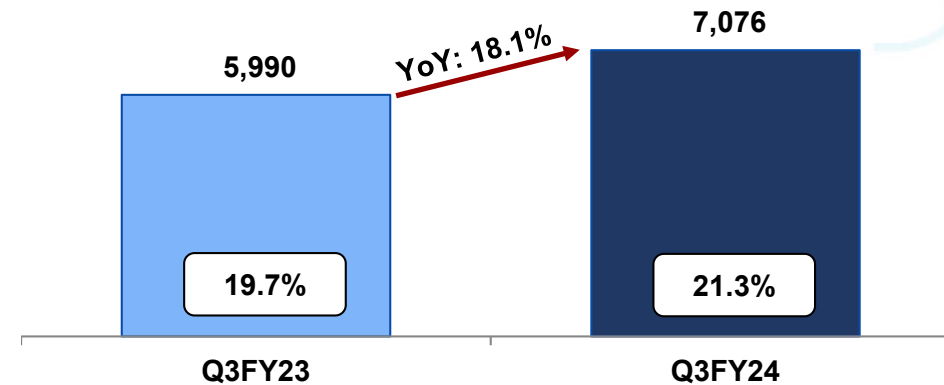
# Key Financial Highlights – Q3FY24 (Consolidated)

All figures in ₹ mn

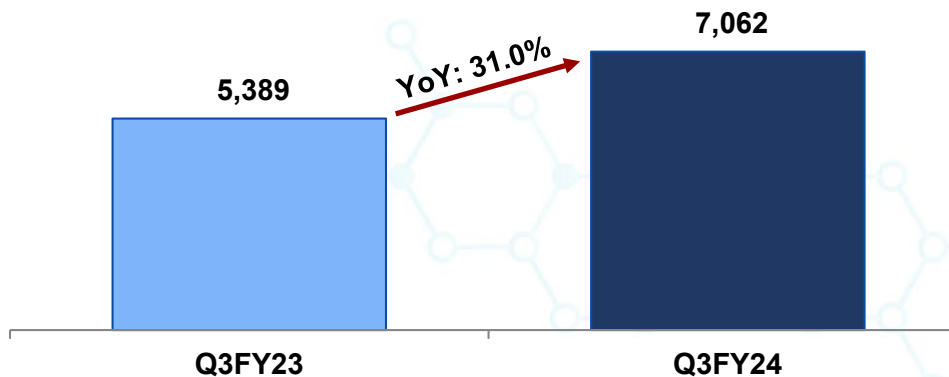
## Gross Profit and Gross Margin



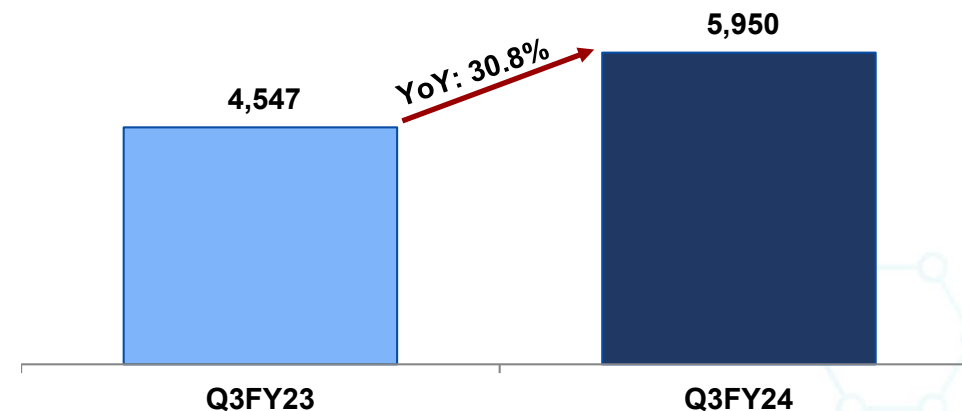
## EBITDA and EBITDA Margin



## PBT (before exceptional item)



## PAT (after Minority Interest)



# Key Financial Highlights – 9MFY24 (Consolidated)

All figures in ₹ mn

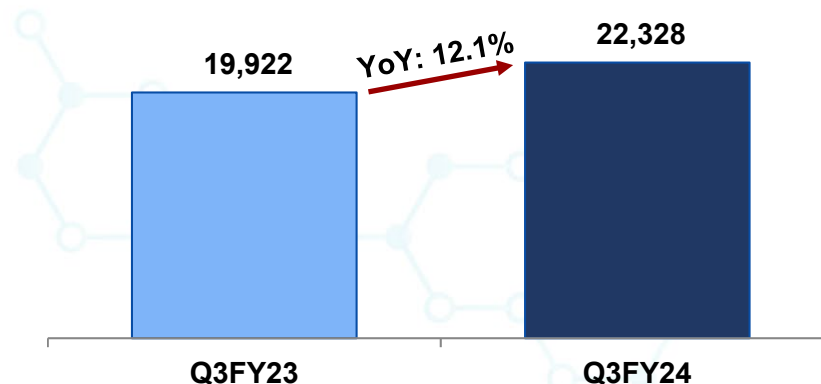
Particulars	9MFY24	9MFY23	YoY growth
Revenue from Operations	97,318	86,967	11.9%
Gross Profit	59,016	50,453	17.0%
Gross Profit Margin	60.6%	58.0%	
EBITDA	18,435	12,562	46.8%
EBITDA Margin	18.9%	14.4%	
PBT (before exceptional item)	17,648	10,931	61.4%
Exceptional item	(1,090)	-	
PBT (after exceptional item)	16,558	10,931	51.5%
PBT Margin	17.0%	12.6%	
PAT (after Minority interest)	15,022	9,132	64.5%
PAT Margin	15.4%	10.5%	
EPS (₹ / share)	125.6	76.4	64.5%

# India Business

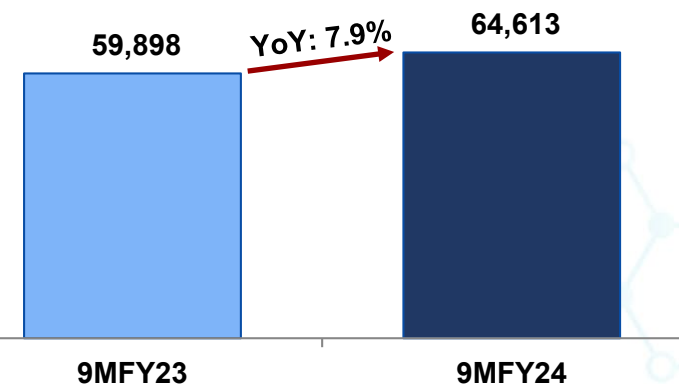
## India Business: Q3FY24 Sales of ₹ 22,328 million (12.1% YoY growth)

- Contribution of domestic sales to total sales in Q3FY24 was 68.6%
- As per IQVIA, in Q3FY24, the Company's secondary sales grew by 8.5% compared to IPM growth of 8.3% YoY.
- Domestic business has witnessed strong performance mainly driven by Gastro, Anti-diabetic and Vitamins & minerals.
- Anti-diabetic continues market beating performance with a growth of almost 3x of the market.
- Trade generic has registered good growth during the quarter.

**Q3FY24 – India Sales (₹ mn)**



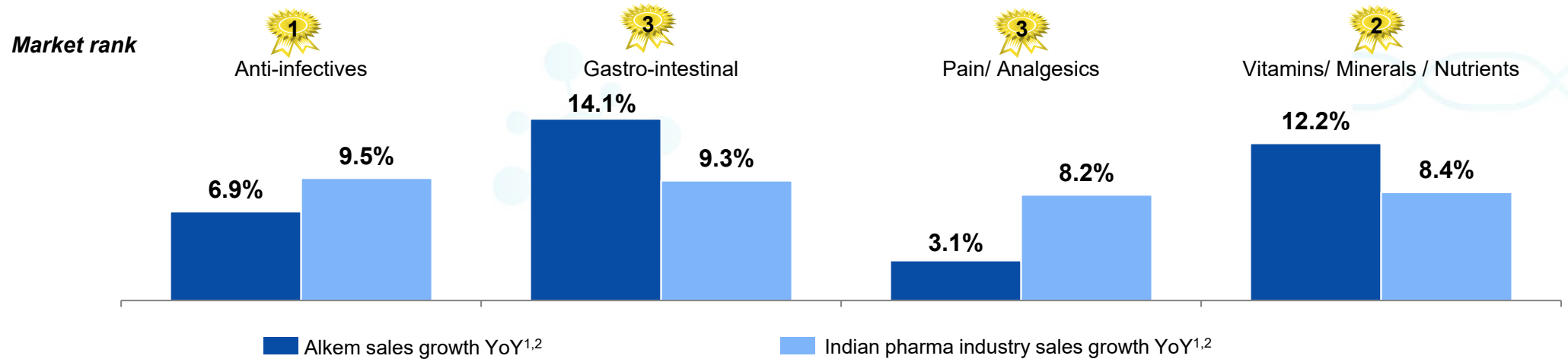
**9MFY24 – India Sales (₹ mn)**



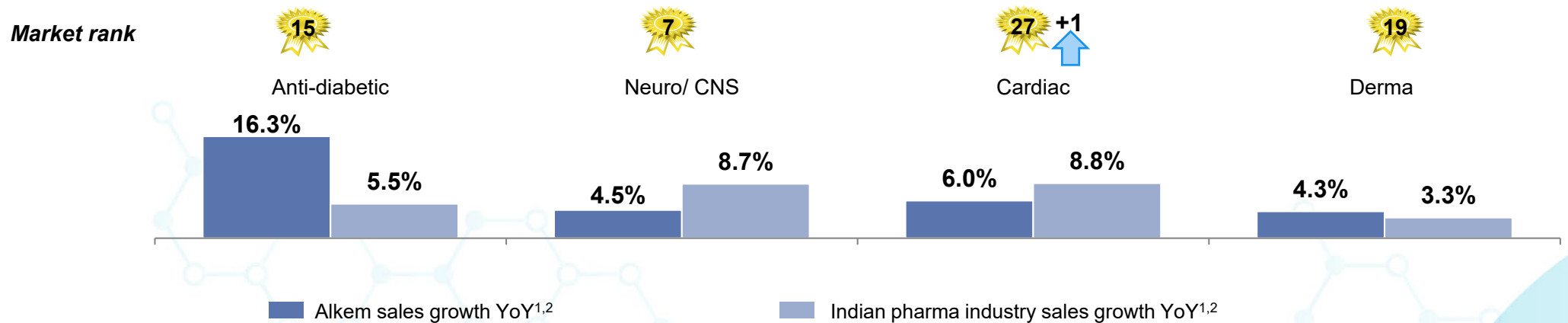
# Secondary Sales Performance

Mixed performance across all major therapeutic segments in Q3FY24

## Acute Therapies



## Chronic Therapies



Source: IQVIA data <sup>1</sup> Domestic formulations sales; <sup>2</sup> For 3 months ended December 31, 2023

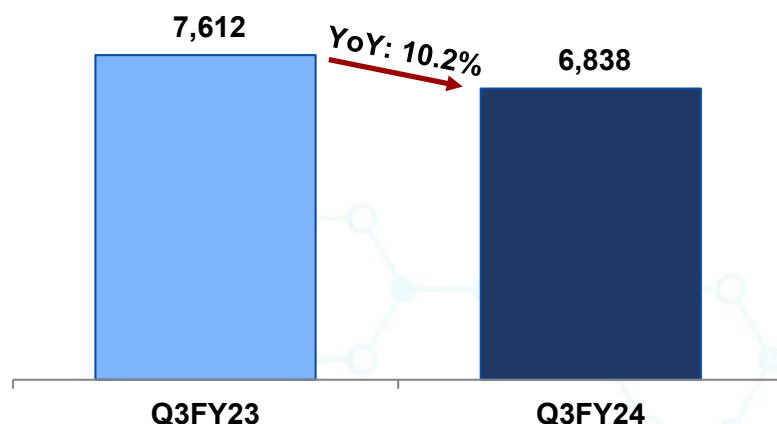


# US Business

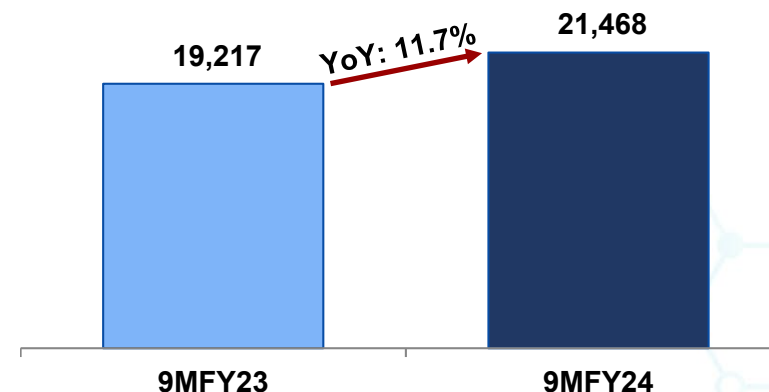
## US Business: Q3FY24 Sales of ₹ 6,838 million (10.2% YoY decline)

- Overall contribution of US sales to total sales was 21% in Q3FY24
- During the quarter, the US business witnessed decline of 10.2% YoY on higher base of last year supported by flu season
- During Q3FY24, the Company received 6 ANDA approvals (including 1 tentative approvals) from USFDA.
- As on December 31, 2023, the Company filed a total of 173 ANDAs and 2 new drug applications (NDA) with the US FDA and has received approvals for 146 ANDAs (including 14 tentative approvals) and 2 NDAs.

**Q3FY24 – US Sales (₹ mn)**



**9MFY24 – US Sales (₹ mn)**



# US Business

## Update on US FDA inspections

Facility	Capability	Last inspection	Status post last inspection
<b>Mandva (India)</b>	API	December 2023	Inspection done with 3 Form 483 observations. The Company has already submitted a detailed response to the USFDA on the corrective and preventive actions being taken to address them.
<b>Ankleshwar (India)</b>	API	April 2023	Inspection is closed. EIR# received in July 2023
<b>Taloja (India)</b>	Bioequivalence Centre	October 2022	Successfully closed inspection without any observations
<b>Indore</b>	Formulations	July 2022	Inspection is closed. EIR# received in February 2023
<b>Baddi (India)</b>	Formulations	February 2020	Inspection is closed. EIR# received in March 2020
<b>Daman (India)</b>	Formulations	August 2019	Inspection is closed. EIR# received in October 2019
<b>California (US)</b>	API	August 2018	Inspection is closed. EIR# received in October 2018

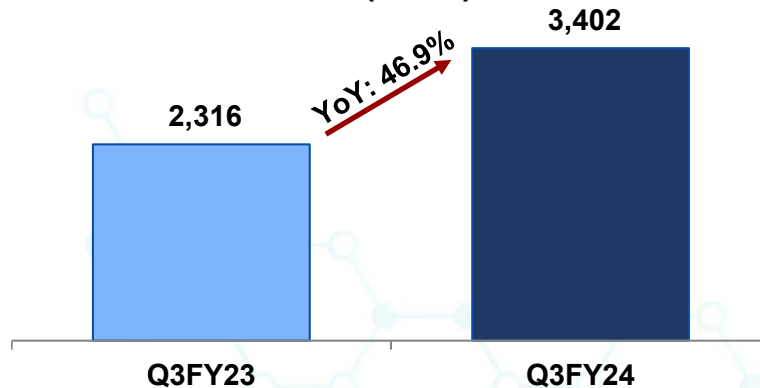
# EIR – Establishment Inspection Report indicating successful closure of inspection

# Other International Business

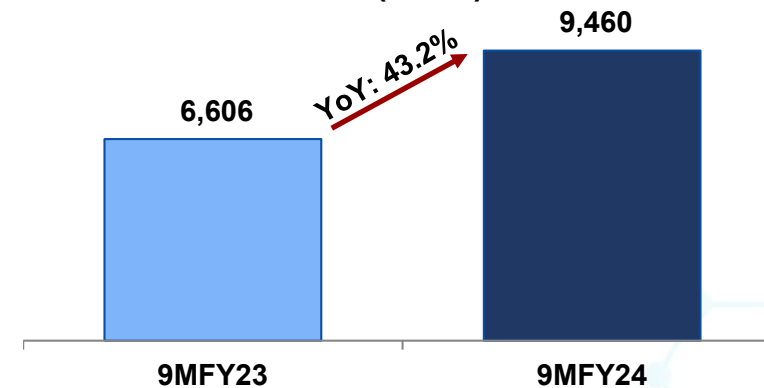
## Other International Business: Q3FY24 Sales of ₹ 3,402 million (46.9% YoY growth)

- Other International Market sales contributed 10.4% to total sales in Q3FY24
- Our Non-US business has contributed significantly amidst launch of limited competition products in our key focus markets.
- The Company has presence mainly in Latin America, Australia and Europe.
- All our major markets like Chile, UK and Germany have registered very strong growth during Q3FY24.

**Q3FY24 – Other International Sales**  
(₹ mn)

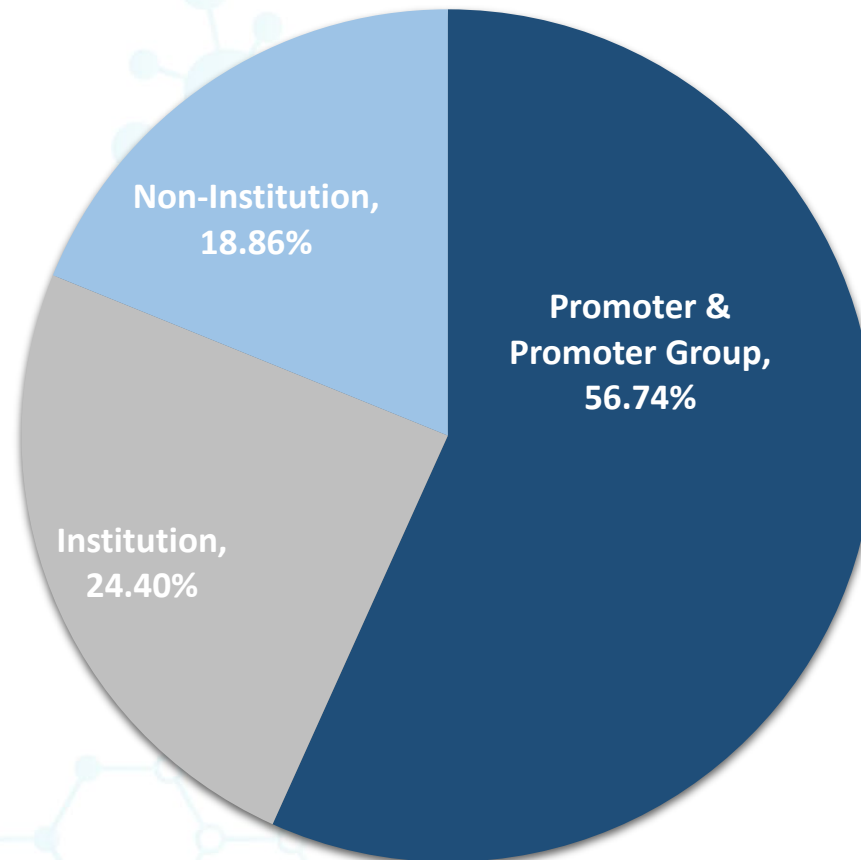


**9MFY24 – Other International Sales**  
(₹ mn)



# Latest Shareholding Pattern

Shareholding pattern as on December 30, 2023



*Institution – Mutual Funds, Alternate Investment Funds, Foreign Portfolio Investors, Financial Institutions / Banks*

*Non-Institution – Public, Other Bodies Corporates, Clearing Members, Non Resident Indians, Hindu Undivided Family and Trusts*

A light blue molecular structure icon with a central sphere and several smaller spheres connected by lines.

# Thank You

**For further information or queries, please contact**

**Kunal Kothari**

GM Finance

Tel: +91 22 3982 9999

E-mail: [kunal.kothari@alkem.com](mailto:kunal.kothari@alkem.com)

A light blue molecular structure icon consisting of two fused hexagonal rings with various atoms represented by small circles.A light blue molecular structure icon consisting of two fused hexagonal rings with various atoms represented by small circles.



**Limited Review Report on unaudited consolidated financial results of Alkem Laboratories Limited for the quarter ended 31 December 2023 and year to date results for the period from 01 April 2023 to 31 December 2023 pursuant to Regulation 33 of Securities and Exchange Board of India (Listing Obligations and Disclosure Requirements) Regulations, 2015, as amended**

**To the Board of Directors of Alkem Laboratories Limited**

1. We have reviewed the accompanying Statement of unaudited consolidated financial results of Alkem Laboratories Limited (hereinafter referred to as "the Parent"), and its subsidiaries (the Parent and its subsidiaries together referred to as "the Group") for the quarter ended 31 December 2023 and year to date results for the period from 01 April 2023 to 31 December 2023 ("the Statement") (in which are included financial information of one branch) being submitted by the Parent pursuant to the requirements of Regulation 33 of the Securities and Exchange Board of India (Listing Obligations and Disclosure Requirements) Regulations, 2015, as amended ("Listing Regulations").
2. This Statement, which is the responsibility of the Parent's management and approved by the Parent's Board of Directors, has been prepared in accordance with the recognition and measurement principles laid down in Indian Accounting Standard 34 "*Interim Financial Reporting*" ("Ind AS 34"), prescribed under Section 133 of the Companies Act, 2013, and other accounting principles generally accepted in India and in compliance with Regulation 33 of the Listing Regulations. Our responsibility is to express a conclusion on the Statement based on our review.
3. We conducted our review of the Statement in accordance with the Standard on Review Engagements (SRE) 2410 "*Review of Interim Financial Information Performed by the Independent Auditor of the Entity*", issued by the Institute of Chartered Accountants of India. A review of interim financial information consists of making inquiries, primarily of persons responsible for financial and accounting matters, and applying analytical and other review procedures. A review is substantially less in scope than an audit conducted in accordance with Standards on Auditing and consequently does not enable us to obtain assurance that we would become aware of all significant matters that might be identified in an audit. Accordingly, we do not express an audit opinion.

We also performed procedures in accordance with the circular issued by the Securities and Exchange Board of India under Regulation 33(8) of the Listing Regulations, to the extent applicable.

4. The Statement includes the results of the entities mentioned in Annexure I to the Statement.
5. Based on our review conducted and procedures performed as stated in paragraph 3 above and based on the consideration of the review reports of the other auditors referred to in paragraph 6 below, nothing has come to our attention that causes us to believe that the accompanying Statement, prepared in accordance with the recognition and measurement principles laid down in the aforesaid Indian Accounting Standard and other accounting principles generally accepted in India, has not disclosed the information required to be disclosed in terms of Regulation 33 of the Listing Regulations, including the manner in which it is to be disclosed, or that it contains any material misstatement.
6. We did not review the interim financial results of 2 subsidiaries included in the Statement, whose interim financial results reflects total revenues (before consolidation adjustments) of Rs. 2,913 million and Rs. 8,537 million, total net profit after tax (before consolidation adjustments) of Rs. 204 million and Rs. 109 million and total comprehensive income (before consolidation adjustments) of Rs. 204 million and Rs. 95 million for the quarter ended 31 December 2023 and for the period from 01 April 2023 to 31 December 2023 respectively, as considered in the Statement. These interim financial statements results have been reviewed by other auditor whose report have been furnished to us by the Parent's management and our conclusion on the Statement, in so far as it relates to the amounts and disclosures included in respect of these subsidiaries, is based solely on the reports of the other auditor and the procedures performed by us as stated in paragraph 3 above.

B S R & Co. LLP

**Limited Review Report (Continued)**

**Alkem Laboratories Limited**

Our conclusion is not modified in respect of this matter.

For **B S R & Co. LLP**

*Chartered Accountants*

Firm's Registration No.: 101248W/W-100022



**Sreeja Marar**

*Partner*

Mumbai

09 February 2024

Membership No.: 111410

UDIN: 24111410BKGQNP7834

**Limited Review Report (Continued)****Alkem Laboratories Limited****Annexure I**

List of entities included in unaudited consolidated financial results.

Sr. No	Name of component	Relationship
1	Alkem Laboratories Limited	Parent
2	S & B Holdings B V., Netherlands	Wholly Owned Subsidiary
3	The Pharma Network LLC, USA (TPN)	Wholly Owned Subsidiary
4	Ascend Laboratories LLC, USA	Wholly Owned Subsidiary of TPN
5	S & B Pharma LLC	Wholly Owned Subsidiary of TPN
6	Pharmacor Pty Limited, Australia	Wholly Owned Subsidiary
7	Enzene Biosciences Ltd, India	Subsidiary
8	Ascend Laboratories (PTY) Ltd, South Africa	Wholly Owned Subsidiary
9	Cachet Pharmaceuticals Pvt Ltd, India	Subsidiary
10	Indchemie Health Specialities Pvt Ltd , India	Subsidiary
11	Alkem Laboratories Corporation, Philippines	Wholly Owned Subsidiary
12	Ascend GmbH, Germany	Wholly Owned Subsidiary
13	Ascend Laboratories SDN BHD., Malaysia	Wholly Owned Subsidiary
14	Ascend Laboratories SpA Chile (Ascend Chile)	Wholly Owned Subsidiary
15	Pharma Network SpA, Chile	Wholly Owned Subsidiary of Ascend Chile
16	Ascend Laboratories S.A. DE C.V., Mexico	Wholly Owned Subsidiary of Ascend Chile
17	Alkem Laboratories Korea Inc, Korea	Wholly Owned Subsidiary
18	Pharmacor Ltd , Kenya	Wholly Owned Subsidiary
19	The Pharma Network LLP, Kazakhstan	Wholly Owned Subsidiary

GRM

**Limited Review Report (Continued)**

**Alkem Laboratories Limited**

20	Ascend Laboratories (UK) Ltd, UK	Wholly Owned Subsidiary
21	Ascend Laboratories Ltd , Canada	Wholly Owned Subsidiary
22	Alkem Foundation. India	Wholly Owned Subsidiary
23	Connect 2 Clinic Private Limited, India	Wholly Owned Subsidiary
24	Ascend Laboratories SAS, Colombia	Wholly Owned Subsidiary
25	Pharmacor Limited, New Zealand	Wholly Owned Subsidiary of Pharmacor Pty Limited, Australia
26	Enzene Inc., USA	Wholly Owned Subsidiary of Enzene Biosciences Ltd, India

SRM



# ALKEM LABORATORIES LIMITED

CIN No.:L00305MH1973PLC174201

Regd. Office and Corporate Office: Alkem House, Senapati Bapat Marg, Lower Parel, Mumbai - 400013, Maharashtra, India.

Tel No:91 22 3982 9999 Fax No: +91 22 2492 7190

Website : www.alkemlabs.com, Email Id : investors@alkem.com

## Statement of Unaudited Consolidated Financial Results for the Quarter and Nine months ended 31 December 2023

		(₹ in Million except per share data)					
Particulars		Quarter ended			Nine months ended		Year ended
		31.12.2023 Unaudited	30.09.2023 Unaudited	31.12.2022 Unaudited	31.12.2023 Unaudited	31.12.2022 Unaudited	31.03.2023 Audited
<b>1</b>	<b>Income</b>						
	(a) Revenue from Operations	33,238.7	34,401.7	30,409.1	97,317.6	86,966.6	115,992.6
	(b) Other Income	936.4	631.9	453.3	2,226.7	1,474.1	2,160.8
	<b>Total Income</b>	<b>34,175.1</b>	<b>35,033.6</b>	<b>30,862.4</b>	<b>99,544.3</b>	<b>88,440.7</b>	<b>118,153.4</b>
<b>2</b>	<b>Expenses</b>						
	(a) Cost of materials consumed	8,385.4	8,247.1	7,783.7	24,958.3	22,863.0	30,569.2
	(b) Purchases of stock-in-trade	4,608.1	4,318.9	4,015.4	12,481.7	10,408.7	13,875.5
	(c) Changes in inventories of finished goods, work-in-progress and stock-in-trade	51.9	704.7	690.3	861.8	3,241.5	4,623.7
	(d) Employee benefits expense	5,721.5	5,553.8	5,253.7	16,951.8	16,283.7	21,313.5
	(e) Finance costs	254.6	303.2	270.5	855.5	784.0	1,073.6
	(f) Depreciation and amortisation expense	695.6	739.0	784.4	2,158.7	2,321.0	3,104.2
	(g) Other expenses	7,395.9	8,109.9	6,675.5	23,628.9	21,607.7	29,516.2
	<b>Total Expenses</b>	<b>27,113.0</b>	<b>27,976.6</b>	<b>25,473.5</b>	<b>81,896.7</b>	<b>77,509.6</b>	<b>104,075.9</b>
<b>3</b>	<b>Profit before exceptional items and tax (1) - (2)</b>	<b>7,062.1</b>	<b>7,057.0</b>	<b>5,388.9</b>	<b>17,647.6</b>	<b>10,931.1</b>	<b>14,077.5</b>
<b>4</b>	<b>Exceptional items (refer note 2)</b>	<b>(513.1)</b>	<b>(576.6)</b>	<b>-</b>	<b>(1,089.7)</b>	<b>-</b>	<b>(1,029.8)</b>
<b>5</b>	<b>Profit before tax (3) + (4)</b>	<b>6,549.0</b>	<b>6,480.4</b>	<b>5,388.9</b>	<b>16,557.9</b>	<b>10,931.1</b>	<b>13,047.7</b>
<b>6</b>	<b>Tax expense / (credit)</b>						
	(a) Current tax	1,136.0	1,590.5	891.4	3,384.3	2,110.4	2,739.0
	(b) Deferred tax	(629.8)	(1,259.0)	(102.1)	(1,896.2)	(570.6)	240.6
	<b>Total Tax Expense (a + b)</b>	<b>506.2</b>	<b>331.5</b>	<b>789.3</b>	<b>1,488.1</b>	<b>1,539.8</b>	<b>2,979.6</b>
<b>7</b>	<b>Profit for the period (5) - (6)</b>	<b>6,042.8</b>	<b>6,148.9</b>	<b>4,599.6</b>	<b>15,069.8</b>	<b>9,391.3</b>	<b>10,068.1</b>
<b>8</b>	<b>Other Comprehensive Income (net of tax)</b>						
	(a) (i) Items that will not be reclassified to profit or loss	(26.4)	(29.8)	(7.8)	(95.7)	(34.9)	(48.7)
	(ii) Income tax relating to items that will not be reclassified to profit or loss	8.2	10.6	2.6	31.9	11.8	16.1
	(b) (i) Items that will be reclassified to profit or loss	73.0	129.1	329.4	340.7	1,275.1	1,181.6
	(ii) Income tax relating to items that will be reclassified to profit or loss	-	-	-	-	-	-
	<b>Total Other Comprehensive Income (net of tax)</b>	<b>54.8</b>	<b>109.9</b>	<b>324.2</b>	<b>276.9</b>	<b>1,252.0</b>	<b>1,149.0</b>
<b>9</b>	<b>Total Comprehensive Income for the period (7) + (8)</b>	<b>6,097.6</b>	<b>6,258.8</b>	<b>4,923.8</b>	<b>15,346.7</b>	<b>10,643.3</b>	<b>11,217.1</b>
<b>10</b>	<b>Profit attributable to</b>						
	a) Owners of the Company	5,949.6	6,205.2	4,547.1	15,022.1	9,131.9	9,841.7
	b) Non-Controlling Interest	93.2	(56.3)	52.5	47.7	259.4	226.4
<b>11</b>	<b>Other Comprehensive Income attributable to</b>						
	a) Owners of the Company	54.6	111.8	324.8	283.3	1,257.0	1,153.1
	b) Non-Controlling Interest	0.2	(1.9)	(0.6)	(6.4)	(5.0)	(4.1)
<b>12</b>	<b>Total Comprehensive Income attributable to</b>						
	a) Owners of the Company	6,004.2	6,317.0	4,871.9	15,305.4	10,388.9	10,994.8
	b) Non-Controlling Interest	93.4	(58.2)	51.9	41.3	254.4	222.3
<b>13</b>	<b>Paid-up Equity Share Capital (Face Value ₹ 2 each fully paid up)</b>	<b>239.1</b>	<b>239.1</b>	<b>239.1</b>	<b>239.1</b>	<b>239.1</b>	<b>239.1</b>
<b>14</b>	<b>Other Equity</b>						<b>90,213.8</b>
<b>15</b>	<b>Earnings Per Share (not annualised)</b>						
	(a) Basic (₹)	49.76	51.90	38.03	125.64	76.38	82.31
	(b) Diluted (₹)	49.76	51.90	38.03	125.64	76.38	82.31



**Notes to the Consolidated Financial results:**

1 The above unaudited consolidated financial results of Alkem Laboratories Limited and its subsidiaries (collectively called the "Group") were reviewed and recommended by the Audit Committee on 8 February 2024 and subsequently approved by the Board of Directors at its meeting held on 9 February 2024. The auditors have issued an unmodified report on the financial results for the quarter and nine months ended 31 December 2023.

2 a. During the previous year ended 31 March 2023, the Group had identified indicators of impairment with respect to one of the manufacturing units of S & B Pharma LLC, USA, a step-down subsidiary of the Holding Company located at St. Louis and consequently recognized an impairment loss of ₹ 1,029.8 Million in the consolidated financial results for the year ended March 2023 and an additional impairment loss of Rs 576.6 Million in the consolidated financial results for the quarter ended 30 September 2023 under 'Exceptional items' based on indicative realizable value.

During the year ended 31 March 2023, deferred tax assets pertaining to the above assets were no longer available for utilisation, and were derecognised in the consolidated financial statements amounting to ₹ 1,197.2 million


During the current quarter, the manufacturing unit has been sold at approximately its carrying value.

b. During the current quarter, a cyber security incident which compromised business email IDs of certain employees at one of the subsidiaries resulted in a fraudulent transfer of funds of approximately ₹ 513.1 Million. The Group employed independent external agencies to investigate the incident and pursuant to this, the Group concluded that the impact of the incident did not extend beyond the above amount which is reported under 'Exceptional items'.

3 The Board of Directors at its meeting held on 9 February 2024 have declared an interim dividend of ₹ 35 (Rupees Thirty five only) per equity share (1750% on the face value of ₹ 2 each) for the financial year 2023-24.

4 The Group operates in one reportable business segment i.e. "Pharmaceuticals", accordingly no separate disclosure of segment has been made.

By Order of the Board  
For Alkem Laboratories Limited



B.N. Singh  
Executive Chairman  
DIN: 00760310

Place: Mumbai  
Date: 9 February 2024

**Limited Review Report on unaudited standalone financial results of Alkem Laboratories Limited for the quarter ended 31 December 2023 and year to date results for the period from 01 April 2023 to 31 December 2023 pursuant to Regulation 33 of Securities and Exchange Board of India (Listing Obligations and Disclosure Requirements) Regulations, 2015, as amended**

**To the Board of Directors of Alkem Laboratories Limited**

1. We have reviewed the accompanying Statement of unaudited standalone financial results of Alkem Laboratories Limited (hereinafter referred to as "the Company") for the quarter ended 31 December 2023 and year to date results for the period from 01 April 2023 to 31 December 2023 ("the Statement"), which includes financial information of one branch.
2. This Statement, which is the responsibility of the Company's management and approved by its Board of Directors, has been prepared in accordance with the recognition and measurement principles laid down in Indian Accounting Standard 34 "Interim Financial Reporting" ("Ind AS 34"), prescribed under Section 133 of the Companies Act, 2013, and other accounting principles generally accepted in India and in compliance with Regulation 33 of the Securities and Exchange Board of India (Listing Obligations and Disclosure Requirements) Regulations, 2015, as amended ("Listing Regulations"). Our responsibility is to issue a report on the Statement based on our review.
3. We conducted our review of the Statement in accordance with the Standard on Review Engagements (SRE) 2410 "Review of Interim Financial Information Performed by the Independent Auditor of the Entity", issued by the Institute of Chartered Accountants of India. A review of interim financial information consists of making inquiries, primarily of persons responsible for financial and accounting matters, and applying analytical and other review procedures. A review is substantially less in scope than an audit conducted in accordance with Standards on Auditing and consequently does not enable us to obtain assurance that we would become aware of all significant matters that might be identified in an audit. Accordingly, we do not express an audit opinion.
4. Based on our review conducted as above, nothing has come to our attention that causes us to believe that the accompanying Statement, prepared in accordance with the recognition and measurement principles laid down in the aforesaid Indian Accounting Standard and other accounting principles generally accepted in India, has not disclosed the information required to be disclosed in terms of Regulation 33 of the Listing Regulations, including the manner in which it is to be disclosed, or that it contains any material misstatement.

**For B S R & Co. LLP**

*Chartered Accountants*

Firm's Registration No.:101248W/W-100022



**Sreeja Marar**

*Partner*

Mumbai

09 February 2024

Membership No.: 111410

UDIN:24111410BKGQNNQ9580

# ALKEM LABORATORIES LIMITED

CIN No.:L00305MH1973PLC174201

Regd. Office and Corporate Office: Alkem House, Senapati Bapat Marg, Lower Parel, Mumbai - 400013, Maharashtra, India

Tel No:91 22 3982 9999 Fax No: +91 22 2492 7190

Website : www.alkemlabs.com, Email Id : investors@alkem.com

## Statement of Unaudited Standalone Financial Results for the Quarter and Nine months ended 31 December 2023

(₹ in Million except per share data)

	Particulars	Quarter ended			Nine months ended		Year ended
		31.12.2023 Unaudited	30.09.2023 Unaudited	31.12.2022 Unaudited	31.12.2023 Unaudited	31.12.2022 Unaudited	31.03.2023 Audited
1	<b>Income</b>						
	(a) Revenue from Operations	24,945.9	26,345.9	22,967.2	73,823.5	68,165.6	90,545.5
	(b) Other Income	956.6	618.4	607.4	2,222.0	1,896.9	2,662.9
	<b>Total Income</b>	<b>25,902.5</b>	<b>26,964.3</b>	<b>23,574.6</b>	<b>76,045.5</b>	<b>70,062.5</b>	<b>93,208.4</b>
2	<b>Expenses</b>						
	(a) Cost of materials consumed	7,007.3	7,071.2	6,887.8	20,972.2	19,709.0	26,297.8
	(b) Purchases of stock-in-trade	3,311.8	2,823.9	2,688.9	8,587.4	7,081.5	9,431.3
	(c) Changes in inventories of finished goods, work-in-progress and stock-in-trade	(274.1)	106.6	(383.4)	(799.8)	2,128.1	2,577.3
	(d) Employee benefits expense	4,076.3	3,951.8	3,698.2	12,168.7	11,698.2	15,162.2
	(e) Finance costs	211.1	187.0	226.2	612.3	646.6	864.0
	(f) Depreciation and amortisation expense	581.2	590.2	581.4	1,752.5	1,726.9	2,298.5
	(g) Other expenses	5,132.0	5,846.4	5,516.0	17,318.9	17,099.2	23,307.4
	<b>Total Expenses</b>	<b>20,045.6</b>	<b>20,577.1</b>	<b>19,215.1</b>	<b>60,612.2</b>	<b>60,089.5</b>	<b>79,938.5</b>
3	<b>Profit before exceptional items and tax (1) - (2)</b>	<b>5,856.9</b>	<b>6,387.2</b>	<b>4,359.5</b>	<b>15,433.3</b>	<b>9,973.0</b>	<b>13,269.9</b>
4	<b>Exceptional items (refer note 2)</b>	<b>(513.1)</b>	<b>-</b>	<b>-</b>	<b>(513.1)</b>	<b>-</b>	<b>-</b>
5	<b>Profit before tax (3) + (4)</b>	<b>5,343.8</b>	<b>6,387.2</b>	<b>4,359.5</b>	<b>14,920.2</b>	<b>9,973.0</b>	<b>13,269.9</b>
6	<b>Tax expense / (credit)</b>						
	(a) Current tax	904.6	1,114.8	764.0	2,558.7	1,738.9	2,275.2
	(b) Deferred tax	(603.1)	(1,192.7)	(293.4)	(1,860.3)	(562.7)	(350.0)
	<b>Total Tax Expense (a + b)</b>	<b>301.5</b>	<b>(77.9)</b>	<b>470.6</b>	<b>698.4</b>	<b>1,176.2</b>	<b>1,925.2</b>
7	<b>Profit for the period after tax (5 - 6)</b>	<b>5,042.3</b>	<b>6,465.1</b>	<b>3,888.9</b>	<b>14,221.8</b>	<b>8,796.8</b>	<b>11,344.7</b>
8	<b>Other Comprehensive Income (net of tax)</b>						
	(a) (i) Items that will not be reclassified to profit or loss	(24.1)	(24.1)	(6.3)	(72.3)	(18.9)	(33.7)
	(ii) Income tax relating to items that will not be reclassified to profit or loss	8.5	8.4	2.2	25.3	6.6	11.8
	(b) (i) Items that will be reclassified to profit or loss	-	-	-	-	-	-
	(ii) Income tax relating to items that will be reclassified to profit or loss	-	-	-	-	-	-
	<b>Total Other Comprehensive Income (net of tax)</b>	<b>(15.6)</b>	<b>(15.7)</b>	<b>(4.1)</b>	<b>(47.0)</b>	<b>(12.3)</b>	<b>(21.9)</b>
9	<b>Total Comprehensive Income for the period (7) + (8)</b>	<b>5,026.7</b>	<b>6,449.4</b>	<b>3,884.8</b>	<b>14,174.8</b>	<b>8,784.5</b>	<b>11,322.8</b>
10	<b>Paid-up Equity Share Capital</b> (Face Value ₹ 2 each fully paid up)	<b>239.1</b>	<b>239.1</b>	<b>239.1</b>	<b>239.1</b>	<b>239.1</b>	<b>239.1</b>
11	<b>Other Equity</b>						<b>93,259.4</b>
12	<b>Earnings Per Share (not annualised)</b>						
	(a) Basic (₹)	42.17	54.07	32.53	118.95	73.57	94.88
	(b) Diluted (₹)	42.17	54.07	32.53	118.95	73.57	94.88

**Notes to the Standalone Financial results:**

- 1 The above unaudited standalone financial results of the Company were reviewed and recommended by the Audit Committee on 8 February 2024 and subsequently approved by the Board of Directors at its meeting held on 9 February 2024. The auditors have issued an unmodified report on the financial results for the quarter and nine months ended 31 December 2023.
- 2 During the current quarter, a cyber security incident which compromised business email IDs of certain employees at one of the subsidiaries resulted in a fraudulent transfer of funds of approximately ₹ 513.1 Million. The Company employed independent external agencies to investigate the incident and pursuant to this, the Company concluded that the impact of the incident did not extend beyond the above amount which is reported under 'Exceptional items'.
- 3 The Board of Directors at its meeting held on 9 February 2024 have declared an interim dividend of ₹ 35 (Rupees Thirty five only) per equity share (1750% on the face value of ₹ 2 each) for the financial year ending 31 March 2024.
- 4 The Company operates in one reportable business segment i.e. "Pharmaceuticals", accordingly no separate disclosure of segment has been made.

Place: Mumbai  
Date: 9 February 2024

By Order of the Board  
For Alkem Laboratories Limited

  
B.N. Singh  
Executive Chairman  
DIN: 00760310